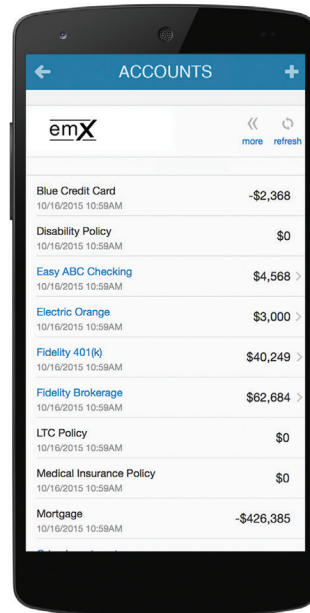
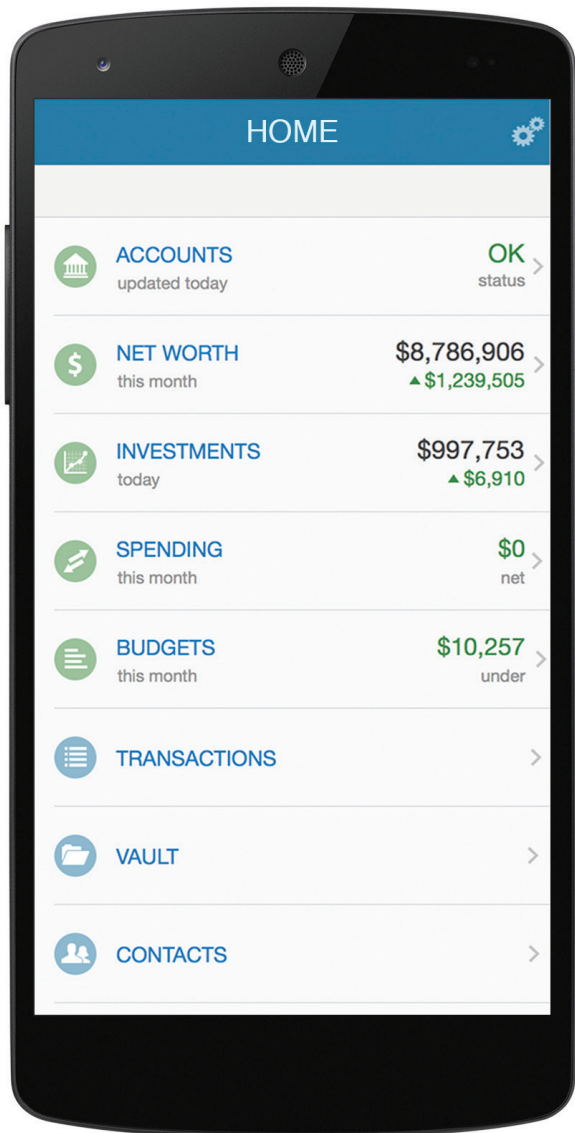
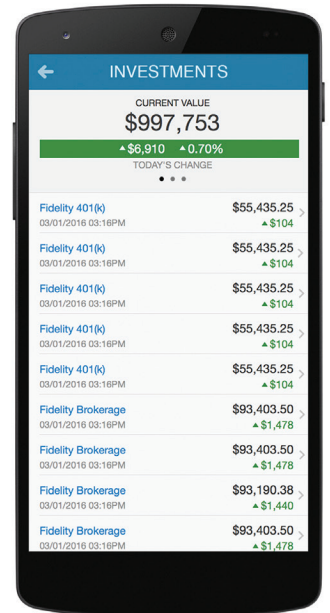


# Answers in the Palm of Your Hand

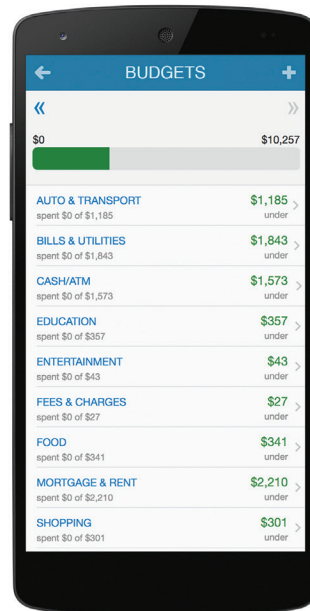
With our mobile client site, your complete financial picture is in the palm of your hand, whenever you want, from wherever you are.



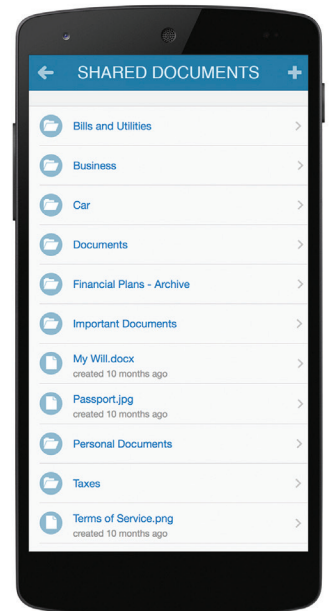
See All Your Accounts on One Page



View Your Updated Investments



Track Your Progress Towards Your Goals



Access Important Documents

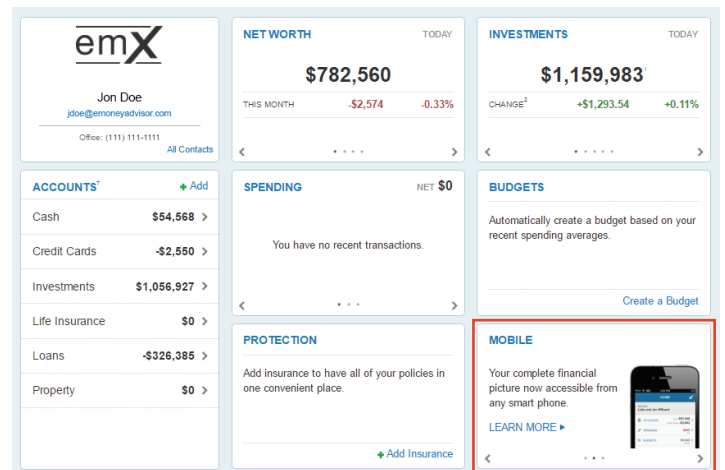
Your Personal Financial Mobile Website can be accessed on iPhone, Android, and other popular smart phones.

# Answers in the Palm of Your Hand

With our mobile client site, your complete financial picture is in the palm of your hand, whenever you want, from wherever you are.

## Here's how to get started:

1. Request an email with a link to your mobile site. You can find the email request option on the bottom right corner of your full Personal Financial Website's Home Page.



2. Using your smart phone, access your email and click on the URL provided. Before logging on, add or save the link to your smart phone's Home Screen.

### My Mobile Website

Your mobile site is now ready!

Click the link below from your mobile device to get started.

Make sure to have your user name and password handy because you will need them to access the site.

[SIGN IN TO MOBILE](#)

**emX** Trusted Advisor  
(610) 684-1100  
notifications@emoneyadvisor.com

3. The first time you logon, enter the same Username and Password you use to access your full Personal Financial Website. After this initial logon, you'll be prompted to register your device and create a 4 digit PIN for easier access in the future.

### Do you want to set a passcode?

You can set a passcode of 4 or more digits for easy sign in from this device.

[No Thanks](#) [Save](#)